

VigiAccess

Note: Result is presented for the active ingredient, often including more than one brand name

COVID-19 vaccine is an active ingredient

There are **5777025** reports with this active ingredient

Reported potential side effects

- › Blood and lymphatic system disorders (2%, 239 384 ADRs)
- › Cardiac disorders (3%, 329 478 ADRs)
- › Congenital, familial and genetic disorders (0%, 4 392 ADRs)
- › Ear and labyrinth disorders (1%, 151 603 ADRs)
- › Endocrine disorders (0%, 13 177 ADRs)
- › Eye disorders (1%, 170 823 ADRs)
- › Gastrointestinal disorders (7%, 963 187 ADRs)
- › General disorders and administration site conditions (26%, 3 414 209 ADRs)
- › Hepatobiliary disorders (0%, 13 071 ADRs)
- › Immune system disorders (1%, 122 002 ADRs)
- › Infections and infestations (5%, 655 157 ADRs)
- › Injury, poisoning and procedural complications (3%, 370 635 ADRs)
- › Investigations (6%, 805 502 ADRs)
- › Metabolism and nutrition disorders (1%, 102 685 ADRs)
- › Musculoskeletal and connective tissue disorders (11%, 1 410 300 ADRs)
- › Neoplasms benign, malignant and unspecified (incl cysts and polyps) (0%, 17 134 ADRs)
- › Nervous system disorders (16%, 2 149 341 ADRs)
- › Pregnancy, puerperium and perinatal conditions (0%, 13 948 ADRs)

VigiAccess

- Renal and urinary disorders (0%, 47 044 ADRs)
- Reproductive system and breast disorders (2%, 279 583 ADRs)
- Respiratory, thoracic and mediastinal disorders (4%, 554 359 ADRs)
- Skin and subcutaneous tissue disorders (5%, 639 260 ADRs)
- Social circumstances (0%, 47 296 ADRs)
- Surgical and medical procedures (1%, 120 566 ADRs)
- Vascular disorders (2%, 243 577 ADRs)

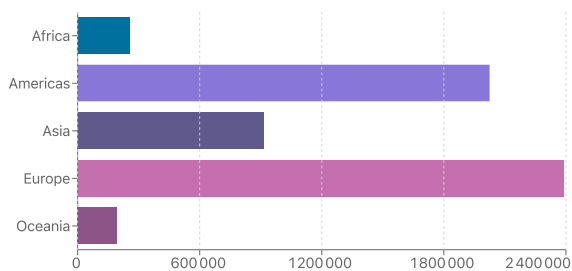
Geographical distribution



Chart



Table



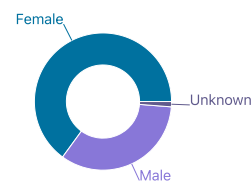
Patient sex distribution



Chart



Table



Age group distribution



Chart



Table

ADR reports per year

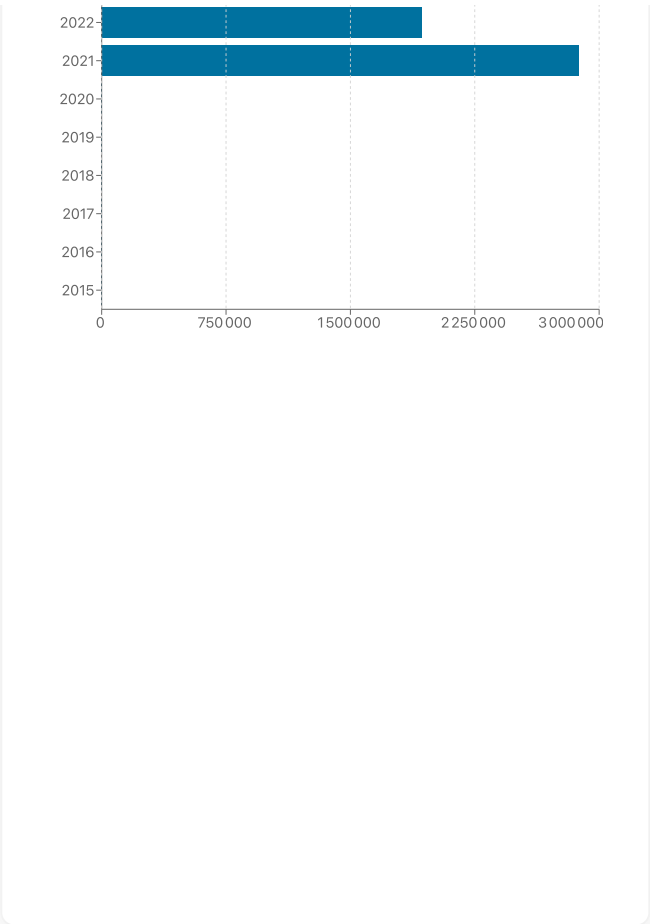
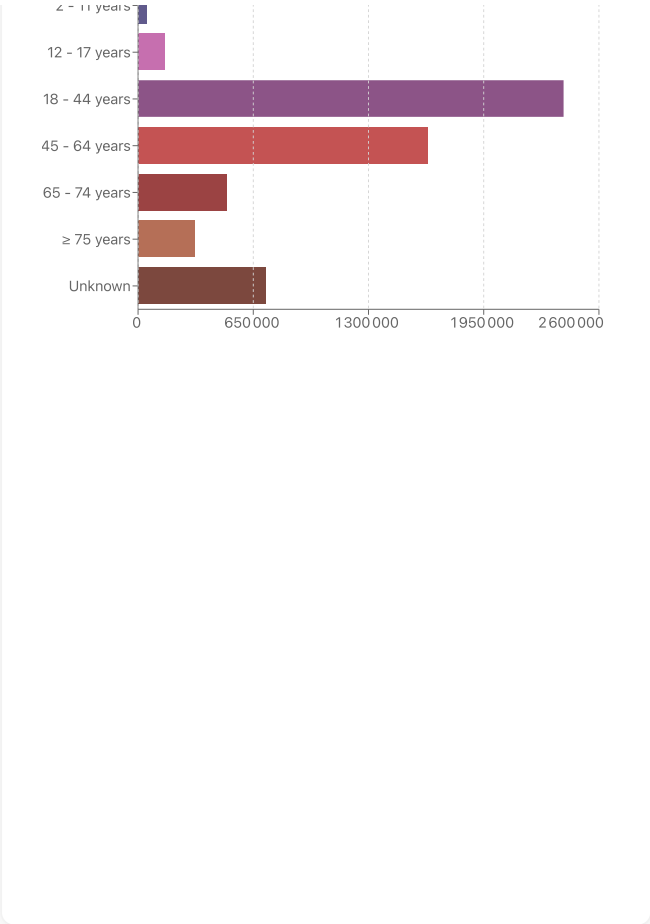


Chart



Table

VigiAccess



Current data set date is 02/03/2025. The dataset is normally updated on Sundays at 17:00 CET (± 1 hour).



VigiAccess is developed and maintained by the WHO Collaborating Centre for International Drug Monitoring, Uppsala Monitoring Centre on behalf of WHO